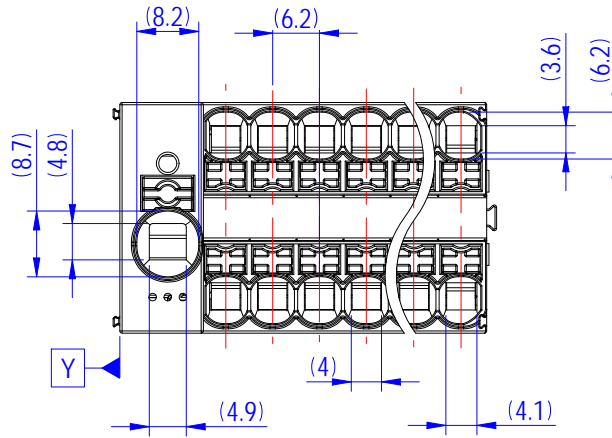
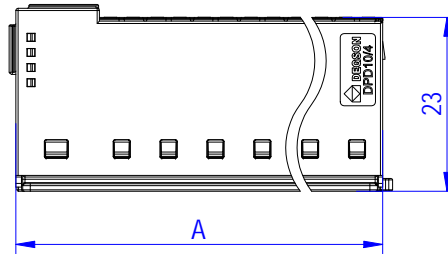
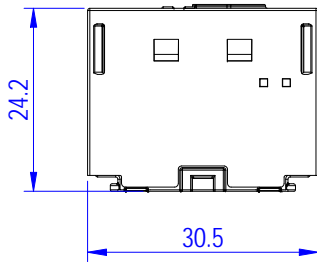


Transfer or duplication of this document as well as the utilization or communication of its contents are prohibited unless authorized in writing. All rights reserved for patent, utility model or design registrations. 除专利、实用新型、外观设计、发明专利、软件著作权、集成电路布图设计专有权、商业秘密和与著作权有关的权利外，其他权利均归本公司所有。

未注公差/General tolerances (mm)											0.1/10		
0	>3	>6	>10	>18	>30	>50	>80	>120	>180	>250		>315	>400
±0.12	±0.18	±0.22	±0.26	±0.31	±0.37	±0.57	±0.80	±0.93	±1.05	±1.15	±1.60	±2.20	±2.50



UL 标准/UL Standard:	B	C	D
额定电压/电流/Rated Voltage(V)/Current(A)	线路端: 600/50 负载端: 600/30	线路端: 600/50 负载端: 600/30	/
IEC 标准/IEC Standard:			
过压类别/Over voltage Category /污染等级 /Pollution Degree	III/3	III/2	II/2
额定电压/电流/Rated Voltage(V)/Current(A)	线路端: 450/57 负载端: 450/32	/	/
最大负载电流/Maximum load current(A)	线路端: 57 (带10 mm² 的导线连接) 负载端: 41 (带6 mm² 的导线连接)	/	/
额定脉冲电压(KV)/Rate Impulse Voltage(KV)	6	/	/
线径范围(硬线和软线)/Wire Range(rigid and flexible)(AWG/mm²)	线路端: 硬线 Rigid(AWG): 20-6 软线 Flexible(AWG): 20-8  硬线 Rigid(mm²): 0.5mm²~10 mm² 软线 Flexible(mm²): 0.5mm²~10 mm² ----- 负载端: 硬线 Rigid(AWG): 24-10 软线 Flexible(AWG): 24-12  硬线 Rigid(mm²): 0.2mm²~6 mm² 软线 Flexible(mm²): 0.2mm²~4 mm²		
间距/Pitch(mm)/线数范围/Poles	N=06P/12P/18P		
剥线长度/Stripping length(mm)	线路端: 12~13 负载端: 11~12		
使用温度范围/Operating temperature(°C)	-40~+105		



A (mm)	29.8	48.4	67
XXP	06P	12P	18P

9	Button-Big	PA66+GF	UL94 V-0
8	Button-Small	PA66+GF	UL94 V-0
7	Current-Carrier-10	copper alloy	Sn Plated
6	Current-Carrier-4	copper alloy	Sn Plated
5	Spring-Big	Stainless steel	/
4	Spring-Small	Stainless steel	/
3	Housing-Top	PA66	UL94 V-0
2	Housing-Mid	PA66	UL94 V-0
1	Housing-Bottom	PA66	UL94 V-0
ITEM	NAME OF PART	MATERIAL	NOTES

		MATERIAL:	SURFACE/COLOR:	
APPD: 彭敏 2025.07.31		MAT NO./REV: /	MAT STATUS: 批量	
CHKD: 陆军科 2025.07.31		NAME		
DRFT: 陈科泽 2025.07.31		DPD10/4-XXP-1Y-00Z (H)		
DRAWING NO.	TYPE	DRAWING STATUS	SCALE	SHEET
200320813	CUSTOMER DRAWING	已发布	2:1	1/1

02		Increase maximum load current	陈科泽	2025.07.31
REV	ECN	DESCRIPTION	DRFT	DATE